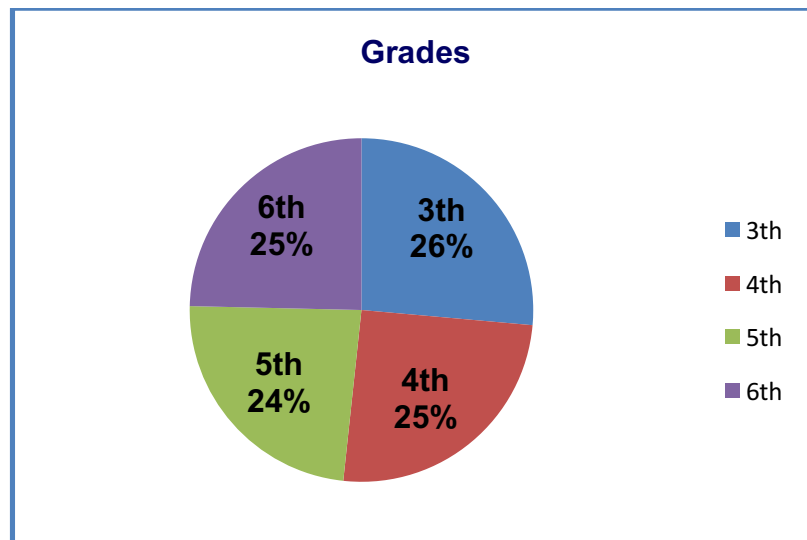


**Executive Summary
Sacramento Chinese Community Service Center
3rd Trimester 2016-2017 School - Year**

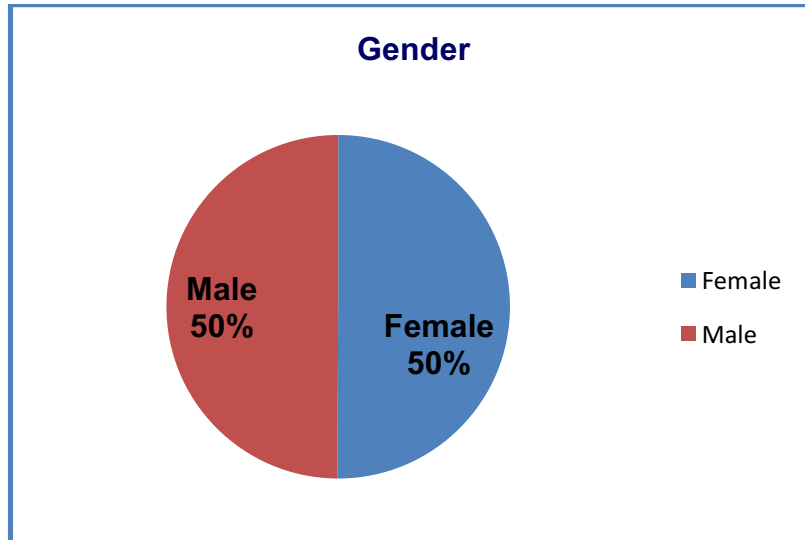
This summary details the statistical results of the 180 Degrees Program that ended during the 3rd Trimester of the 2016-2017 school year at the following 9 schools in the Sacramento area, managed by the Chinese Community Service Center.

Camellia Basic Elementary School, 2 classes with 54 students
Caroline Wenzel Elementary School, 2 classes with 52 students
Earl Warren Elementary School, 4 classes with 87 students
John Bidwell Elementary School, 2 classes with 52 students
John Still K-8 School, 4 classes with 79 students
Martin Luther King Jr. K-8 School, 4 classes with 94 students
Nicholas Elementary School, 5 classes with 106 students
Pacific Elementary School, 2 classes with 47 students
Woodbine Elementary School, 2 classes with 50 students

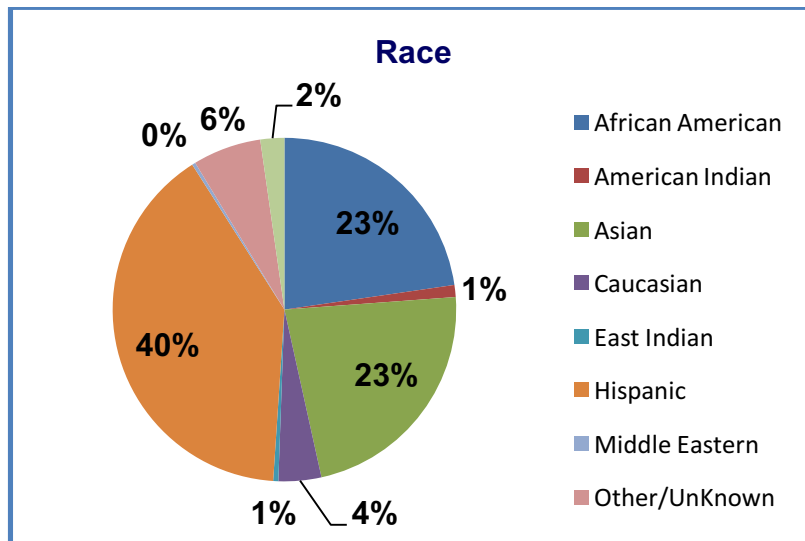
The project commenced with the beginning of the 3rd Trimester, approximately April 01, 2017. The 3rd Trimester ended approximately June 06, 2017. A total of 621 students enrolled in the project at 9 schools; 164 - 3th grade students, 157 - 4th grade students, 147 - 5th grade students and 153 - 6th grade students.



The demographic make-up of the students enrolled in the 180 Degrees Program classes at the 9 participating schools the 3rd Trimester of the 2016-2017 school year was as follows:



Students gender and ethnicity consisted of 311 Female (50.1%); 310 Male (49.9%); 141 African American (22.7%); 7 American Indian (1.1%); 141 Asian (22.7%); 25 Caucasian (4.0%); 3 East Indian (0.5%); 248 Hispanic (39.9%); 2 Middle Eastern (0.3%); 14 Pacific Islander (2.3%); 40 other/unknown (6.4%).



Progress of the students was measured by a pre and post program comparative analysis of the students' GPA's, Core Grades (Language Arts, Mathematics, Social Studies and Sciences), Full Day Absences, Documented Disciplinary Incidents and Life Skills Development. The data was collected from school records and Personal Development Surveys and entered into the 180 Degrees Program Electronic Data Base. In addition, daily attendance of the students in the 180 classes was recorded and entered into the data base.

The following average results were obtained during the 3rd Trimester by the 9 schools participating in the 180 Degrees Program:

SCCSC collected data from elementary sites using a trimester schedule Behaviors Contributing to Learning utilizing the following scale: O - Outstanding = 3; S - Satisfactory = 2; N - Needs Improvement = 1.

At the end of the third trimester, in addition to recording Behaviors Contributing to Learning, SCCSC reported the collective average grades of the students comparing the end of the first trimester to the end of the third trimester. The following grading rubric and grading scale was used:

A = Advanced (180 GPA equivalent = A/4)

P = Proficient (180 GPA equivalent = B/3)

B = Basic (180 GPA equivalent = C/2)

BB = Below Basic (180 GPA equivalent = D/1)

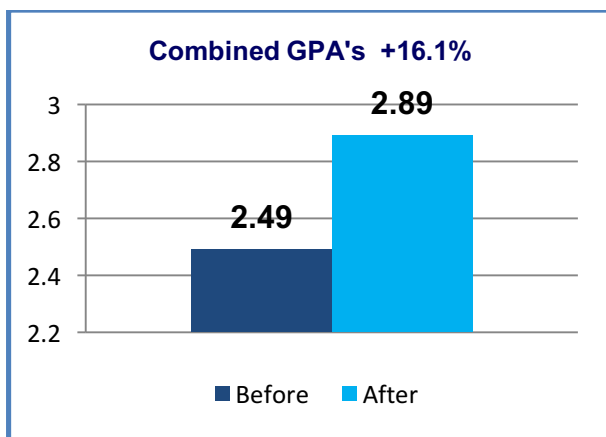
FBB = Far Below Basic (180 GPA equivalent = F/0)

The following average results were obtained during the 3rd trimester by the 9 schools participating in the 180 Degrees Program:

The combined average rating of the Behaviors Contributing to Learning of the participating students in 27 of the classes at the beginning of the first trimester of the 2016-17 academic school - year was 3.11. During the third trimester of the 2016-17 school - year, their average combined rating for Behaviors Contributing to Learning increased to 3.75, representing a **20.6% increase**.

The average attendance for the 621 students that remained in the program was **91.1%**.

GPA's available for the 621 students that remained in the program prior to training was 2.49. At the end of the 3rd Trimester, their average GPA improved to 2.89, representing a **16.1% increase**.

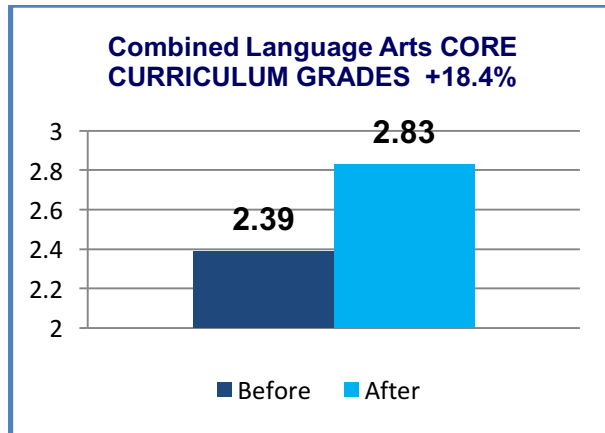


Core Grades

Of the 621 students completing the 3rd Trimester 180 programming, the following core academic subjects listed below were graded.

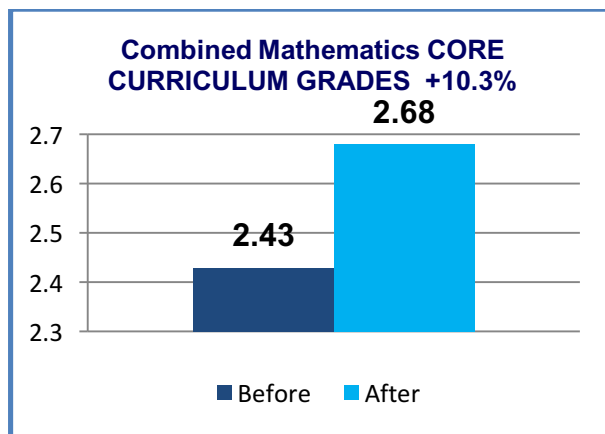
Language Arts

Grades were available for the 611 of the 621 students that remained in the Language Arts program, revealing an average starting baseline GPA of 2.39 prior to the training. At the end of the 3rd Trimester, their average improved to 2.83, representing an **18.4% increase**.



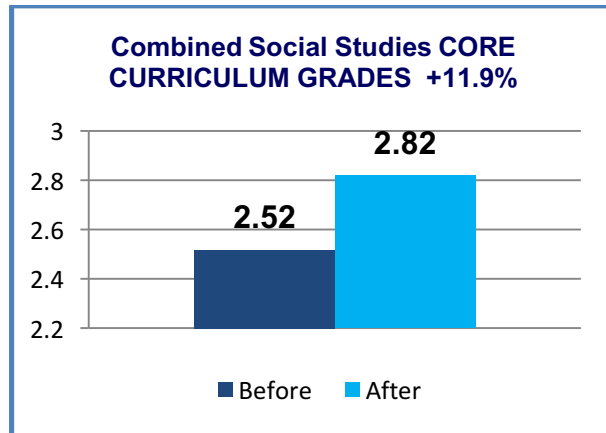
Mathematics

Grades were available for the 615 of the 621 students that remained in the Mathematics program, revealing an average starting baseline GPA of 2.43 prior to the training. At the end of the 3rd Trimester, their average improved to 2.68, representing a **10.3% increase**.



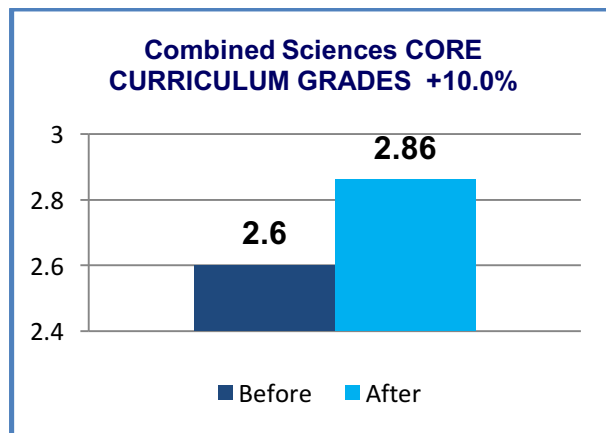
Social Studies

Grades were available for the 408 of the 621 students that remained in the Social Studies program, revealing an average starting baseline GPA of 2.52 prior to the training. At the end of the 3rd Trimester, their average improved to 2.82, representing an **11.9% increase**.



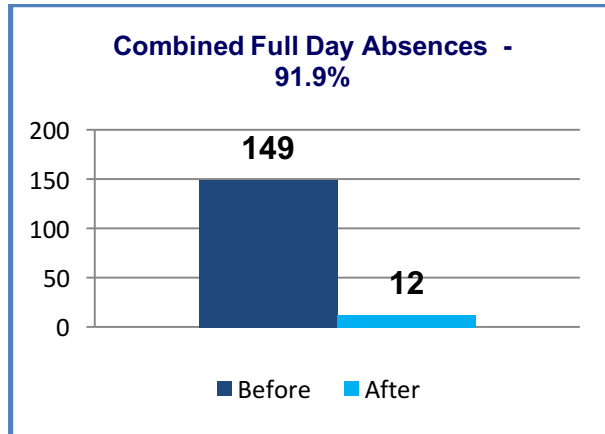
Sciences

Grades were available for the 431 of the 621 students that remained in the Sciences program, revealing an average starting baseline GPA of 2.6 prior to the training. At the end of the 3rd Trimester, their average improved to 2.86, representing a **10.0% increase**.



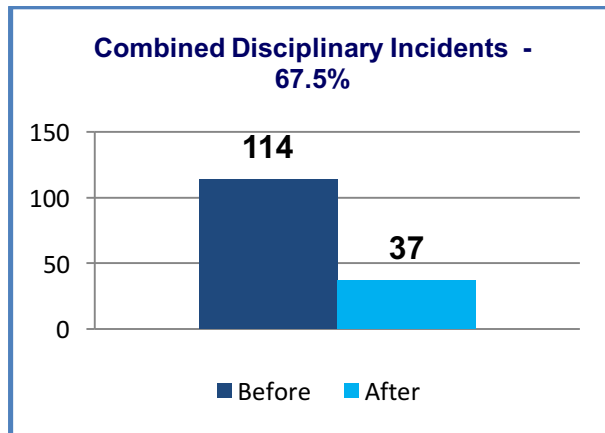
Full Day Unexcused Absences

Full day absences for 621 students that remained in the program were 149 the semester prior to the training compared to 12 during the 3rd Trimester, representing a **91.9% decrease**.



Documented Disciplinary Incidents

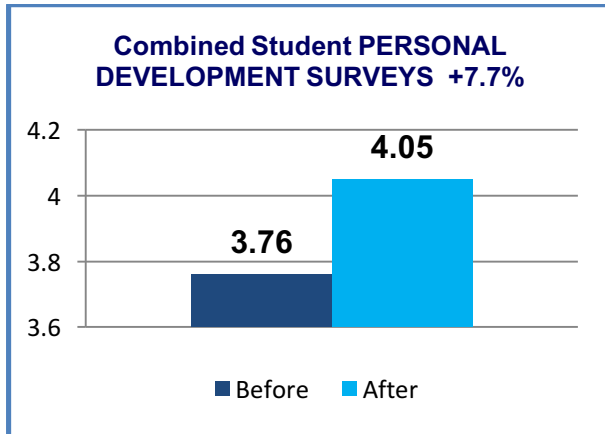
Combined disciplinary incidents records for 621 students in the program revealed a total of 114 the semester before the training compared to 37 during the 3rd Trimester, representing a **67.5% decrease**.



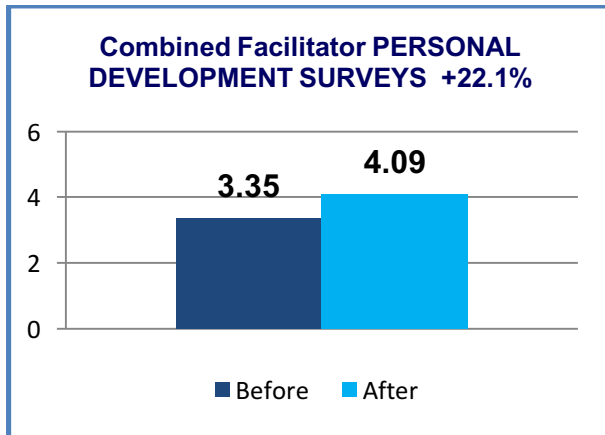
Personal Development Surveys

Personal Development Surveys rating the students' progress (1-poor, 2 fair, 3 good, 4 excellent, 5 superior) were to be completed by the students, facilitator, teachers and parents, rating the students in the following areas from before to after the training: (1) Attitude, (2) Motivation, (3) Achieving Goals, (4) Organizational Skills, (5) Self Control, (6) Decision Making, (7) Communication Skills, (8) Team Work, (9) Leadership Skills, (10) Citizenship.

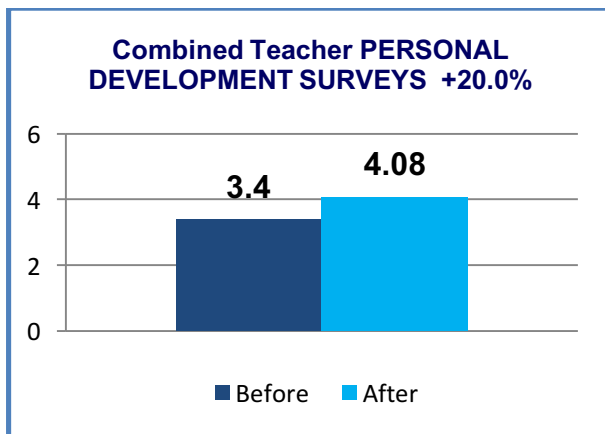
Personal Development Surveys completed by students in the program rated themselves on an average of 3.76 before the training compared to 4.05 at the end of the training period, representing a **7.7% increase**.



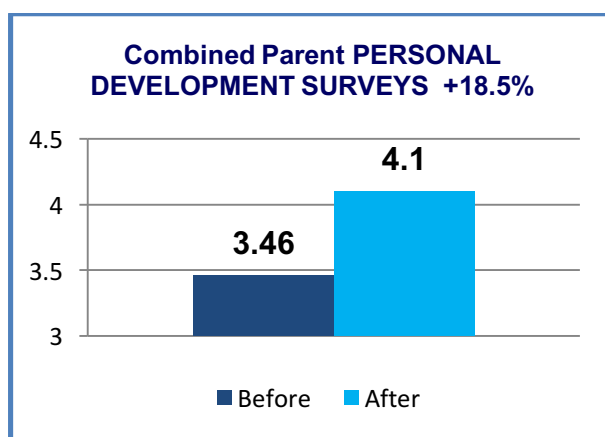
Personal Development Surveys completed by Facilitators rated the students in the program on an average of 3.35 before the training compared to 4.09 at the end of the training period, representing a **22.1% increase**.



Personal Development Surveys completed by Teachers rated the students in the program on an average of 3.4 before the training compared to 4.08 at the end of the training period, representing a **20.0% increase**.



Personal Development Surveys completed by Parents rated the students in the program on an average of 3.46 before the training compared to 4.1 at the end of the training period, representing an **18.5% increase**.



Camellia Basic Elementary School in SACRAMENTO, CA; facilitator, Tori Horton
[ClassID=2036]

At the Camellia Basic Elementary School, 24 students enrolled in the 180 Degrees Program and 24 remained active in the program at the end of the 3rd Trimester of the 2016-2017 school year.

The average attendance for the 24 students that remained in the program at the end of the 3rd Trimester of the 2016-2017 school year was **97.0%**.

GPA's available for the 24 students that remained in the program prior to training was 2.82. At the end of the 3rd Trimester, their average GPA improved to 3.08, representing a **9.2% increase**.

Core Grades

Of the 24 students completing the 3rd Trimester 180 programming, the following core academic subjects listed below were graded.

Language Arts

Grades were available for the 24 students that remained in the Language Arts program, revealing an average starting baseline GPA of 2.76 prior to the training. At the end of the 3rd Trimester, their average improved to 3.15, representing a **14.1% increase**.

Mathematics

Grades were available for the 24 students that remained in the Mathematics program, revealing an average starting baseline GPA of 2.72 prior to the training. At the end of the 3rd Trimester, their average improved to 3.1, representing a **14.0% increase**.

Social Studies

Grades were available for the 18 of the 24 students that remained in the Social Studies program, revealing an average starting baseline GPA of 2.78 prior to the training. At the end of the 3rd Trimester, their average improved to 2.89, representing a **4.0% increase**.

Sciences

Grades were available for the 24 students that remained in the Sciences program, revealing an average starting baseline GPA of 2.92 prior to the training. At the end of the 3rd Trimester, their average improved to 3, representing a **2.7% increase**.

Full Day Unexcused Absences

Full day absences for 24 students that remained in the program were 6 the semester prior to the training compared to 0 during the 3rd Trimester, representing a **100.0% decrease**.

Documented Disciplinary Incidents

Combined disciplinary incidents records for 24 students in the program revealed a total of 0 the semester before the training compared to 0 during the 3rd Trimester, representing a **0.0% change**.

Personal Development Surveys

Personal Development Surveys rating the students' progress (1-poor, 2 fair, 3 good, 4 excellent, 5 superior) were to be completed by the students, facilitator, teachers and parents, rating the students in the following areas from before to after the training: (1) Attitude, (2) Motivation, (3) Achieving Goals, (4) Organizational Skills, (5) Self Control, (6) Decision Making, (7) Communication Skills, (8) Team Work, (9) Leadership Skills, (10) Citizenship.

The students in the program rated themselves on an average of 3.63 before the training compared to 3.74 at the end of the training period, representing a **3.1% increase**; the facilitator rated the students in the program on an average of 4.03 before the training compared to 4.34 at the end of the training period, representing a **7.5% increase**; the teachers rated the students in the program on an average of 3.97 before the training compared to 4.63 at the end of the training period, representing a **16.7% increase**; and the parents rated the students in the program on an average of 3.97 before the training compared to 4.55 at the end of the training period, representing a **14.6% increase**.

Camellia Basic Elementary School in SACRAMENTO, CA; facilitator, Tori Horton [ClassID=2037]

At the Camellia Basic Elementary School, 30 students enrolled in the 180 Degrees Program and 30 remained active in the program at the end of the 3rd Trimester of the 2016-2017 school year.

The average attendance for the 30 students that remained in the program at the end of the 3rd Trimester of the 2016-2017 school year was **88.3%**.

GPA's available for the 30 students that remained in the program prior to training was 2.9. At the end of the 3rd Trimester, their average GPA improved to 3.2, representing a **10.3% increase**.

Core Grades

Of the 30 students completing the 3rd Trimester 180 programming, the following core academic subjects listed below were graded.

Language Arts

Grades were available for the 30 students that remained in the Language Arts program, revealing an average starting baseline GPA of 2.89 prior to the training. At the end of the 3rd Trimester, their average improved to 3.28, representing a **13.5% increase**.

Mathematics

Grades were available for the 30 students that remained in the Mathematics program, revealing an average starting baseline GPA of 2.98 prior to the training. At the end of the 3rd Trimester, their average improved to 3.12, representing a **4.7% increase**.

Social Studies

Grades were available for the 29 of the 30 students that remained in the Social Studies program, revealing an average starting baseline GPA of 2.76 prior to the training. At the end of the 3rd Trimester, their average improved to 2.93, representing a **6.2% increase**.

Sciences

Grades were available for the 30 students that remained in the Sciences program, revealing an average starting baseline GPA of 2.87 prior to the training. At the end of the 3rd Trimester, their average improved to 2.93, representing a **2.1% increase**.

Full Day Unexcused Absences

Full day absences for 30 students that remained in the program were 3 the semester prior to the training compared to 0 during the 3rd Trimester, representing a **100.0% decrease**.

Documented Disciplinary Incidents

Combined disciplinary incidents records for 30 students in the program revealed a total of 0 the semester before the training compared to 0 during the 3rd Trimester, representing a **0.0% change**.

Personal Development Surveys

Personal Development Surveys rating the students' progress (1-poor, 2 fair, 3 good, 4 excellent, 5 superior) were to be completed by the students, facilitator, teachers and parents, rating the students in the following areas from before to after the training: (1) Attitude, (2) Motivation, (3) Achieving Goals, (4) Organizational Skills, (5) Self Control, (6) Decision Making, (7) Communication Skills, (8) Team Work, (9) Leadership Skills, (10) Citizenship.

The students in the program rated themselves on an average of 4.14 before the training compared to 4.24 at the end of the training period, representing a **2.5% increase**; the facilitator rated the students in the program on an average of 4.22 before the training compared to 4.56 at the end of the training period, representing an **8.1% increase**; the teachers rated the students in the program on an average of 3.92 before the training compared to 4.18 at the end of the training period, representing a **6.6% increase**; and the parents rated the students in the program on an average of 4.25 before the training compared to 4.58 at the end of the training period, representing a **7.8% increase**.

Caroline Wenzel Elementary School in SACRAMENTO, CA; facilitator, Stephanie Vega [ClassID=2050]

At the Caroline Wenzel Elementary School, 22 students enrolled in the 180 Degrees Program and 22 remained active in the program at the end of the 3rd Trimester of the 2016-2017 school year.

The average attendance for the 22 students that remained in the program at the end of the 3rd Trimester of the 2016-2017 school year was **92.5%**.

GPA's available for the 22 students that remained in the program prior to training was 2.13. At the end of the 3rd Trimester, their average GPA improved to 2.84, representing a **33.3% increase**.

Core Grades

Of the 22 students completing the 3rd Trimester 180 programming, the following core academic subjects listed below were graded.

Language Arts

Grades were available for the 21 of the 22 students that remained in the Language Arts program, revealing an average starting baseline GPA of 2.12 prior to the training. At the end of the 3rd Trimester, their average improved to 2.63, representing a **24.1% increase**.

Mathematics

Grades were available for the 22 students that remained in the Mathematics program, revealing an average starting baseline GPA of 2.15 prior to the training. At the end of the 3rd Trimester, their average improved to 2.74, representing a **27.4% increase**.

Social Studies

Grades were available for the 13 of the 22 students that remained in the Social Studies program, revealing an average starting baseline GPA of 2.23 prior to the training. At the end of the 3rd Trimester, their average improved to 2.77, representing a **24.2% increase**.

Sciences

Grades were available for the 8 of the 22 students that remained in the Sciences program, revealing an average starting baseline GPA of 1.75 prior to the training. At the end of the 3rd Trimester, their average improved to 2.25, representing a **28.6% increase**.

Full Day Unexcused Absences

Full day absences for 22 students that remained in the program were 2 the semester prior to the training compared to 0 during the 3rd Trimester, representing a **100.0% decrease**.

Documented Disciplinary Incidents

Combined disciplinary incidents records for 22 students in the program revealed a total of 0 the semester before the training compared to 0 during the 3rd Trimester, representing a **0.0% change**.

Personal Development Surveys

Personal Development Surveys rating the students' progress (1-poor, 2 fair, 3 good, 4 excellent, 5 superior) were to be completed by the students, facilitator, teachers and parents, rating the students in the following areas from before to after the training: (1) Attitude, (2) Motivation, (3) Achieving Goals, (4) Organizational Skills, (5) Self Control, (6) Decision Making, (7) Communication Skills, (8) Team Work, (9) Leadership Skills, (10) Citizenship.

The students in the program rated themselves on an average of 4.81 before the training compared to 4.63 at the end of the training period, representing a **3.7% decrease**; the facilitator rated the students in the program on an average of 3.74 before the training compared to 4.27 at the end of the training period, representing a **14.2% increase**; the teachers rated the students in the program on an average of 4.13 before the training compared to 4.18 at the end of the training period, representing a **1.3% increase**; and the parents rated the students in the program on an average of 3.65 before the training compared to 4.26 at the end of the training period, representing a **17% increase**.

Caroline Wenzel Elementary School in SACRAMENTO, CA; facilitator, Stephanie Vega [ClassID=2051]

At the Caroline Wenzel Elementary School, 30 students enrolled in the 180 Degrees Program and 30 remained active in the program at the end of the 3rd Trimester of the 2016-2017 school year.

The average attendance for the 30 students that remained in the program at the end of the 3rd Trimester of the 2016-2017 school year was **92.5%**.

GPA's available for the 30 students that remained in the program prior to training was 2.86. At the end of the 3rd Trimester, their average GPA improved to 3.28, representing a **14.7% increase**.

Core Grades

Of the 30 students completing the 3rd Trimester 180 programming, the following core academic subjects listed below were graded.

Language Arts

Grades were available for the 30 students that remained in the Language Arts program, revealing an average starting baseline GPA of 2.85 prior to the training. At the end of the 3rd Trimester, their average improved to 3.2, representing a **12.3% increase**.

Mathematics

Grades were available for the 30 students that remained in the Mathematics program, revealing an average starting baseline GPA of 2.57 prior to the training. At the end of the 3rd Trimester, their average improved to 2.74, representing a **6.6% increase**.

Social Studies

Grades were available for the 29 of the 30 students that remained in the Social Studies program, revealing an average starting baseline GPA of 2.93 prior to the training. At the end of the 3rd Trimester, their average improved to 3, representing a **2.4% increase**.

Sciences

Grades were available for the 30 students that remained in the Sciences program, revealing an average starting baseline GPA of 3.03 prior to the training. At the end of the 3rd Trimester, their average improved to 3.3, representing an **8.9% increase**.

Full Day Unexcused Absences

Full day absences for 30 students that remained in the program were 1 the semester prior to the training compared to 0 during the 3rd Trimester, representing a **100.0% decrease**.

Documented Disciplinary Incidents

Combined disciplinary incidents records for 30 students in the program revealed a total of 1 the semester before the training compared to 0 during the 3rd Trimester, representing a **100.0% decrease**.

Personal Development Surveys

Personal Development Surveys rating the students' progress (1-poor, 2 fair, 3 good, 4 excellent, 5 superior) were to be completed by the students, facilitator, teachers and parents, rating the students in the following areas from before to after the training: (1) Attitude, (2) Motivation, (3) Achieving Goals, (4) Organizational Skills, (5) Self Control, (6) Decision Making, (7) Communication Skills, (8) Team Work, (9) Leadership Skills, (10) Citizenship.

The students in the program rated themselves on an average of 4.81 before the training compared to 4.9 at the end of the training period, representing a **2% increase**; the facilitator

rated the students in the program on an average of 4.02 before the training compared to 4.46 at the end of the training period, representing an **11% increase**; the teachers rated the students in the program on an average of 3.83 before the training compared to 4.38 at the end of the training period, representing a **14.4% increase**; and the parents rated the students in the program on an average of 4.14 before the training compared to 4.57 at the end of the training period, representing a **10.4% increase**.

Earl Warren Elementary School in SACRAMENTO, CA; facilitator, Morgan Shipley
[ClassID=2042]

At the Earl Warren Elementary School, 22 students enrolled in the 180 Degrees Program and 22 remained active in the program at the end of the 3rd Trimester of the 2016-2017 school year.

The average attendance for the 22 students that remained in the program at the end of the 3rd Trimester of the 2016-2017 school year was **96.1%**.

GPA's available for the 22 students that remained in the program prior to training was 2.56. At the end of the 3rd Trimester, their average GPA improved to 2.9, representing a **13.3% increase**.

Core Grades

Of the 22 students completing the 3rd Trimester 180 programming, the following core academic subjects listed below were graded.

Language Arts

Grades were available for the 22 students that remained in the Language Arts program, revealing an average starting baseline GPA of 2.62 prior to the training. At the end of the 3rd Trimester, their average improved to 2.82, representing a **7.6% increase**.

Mathematics

Grades were available for the 22 students that remained in the Mathematics program, revealing an average starting baseline GPA of 2.6 prior to the training. At the end of the 3rd Trimester, their average improved to 3.06, representing a **17.7% increase**.

Social Studies

Grades were available for the 1 of the 22 students that remained in the Social Studies program, revealing an average starting baseline GPA of 2 prior to the training. At the end of the 3rd Trimester, their average remained at 2, representing a **0.0% change**.

Sciences

Grades were available for the 4 of the 22 students that remained in the Sciences program, revealing an average starting baseline GPA of 2 prior to the training. At the end of the 3rd Trimester, their average remained at 2, representing a **0.0% change**.

Full Day Unexcused Absences

Full day absences for 22 students that remained in the program were 10 the semester prior to the training compared to 0 during the 3rd Trimester, representing a **100.0% decrease**.

Documented Disciplinary Incidents

Combined disciplinary incidents records for 22 students in the program revealed a total of 15 the semester before the training compared to 2 during the 3rd Trimester, representing an **86.7% decrease**.

Personal Development Surveys

Personal Development Surveys rating the students' progress (1-poor, 2 fair, 3 good, 4 excellent, 5 superior) were to be completed by the students, facilitator, teachers and parents, rating the students in the following areas from before to after the training: (1) Attitude, (2) Motivation, (3) Achieving Goals, (4) Organizational Skills, (5) Self Control, (6) Decision Making, (7) Communication Skills, (8) Team Work, (9) Leadership Skills, (10) Citizenship.

The students in the program rated themselves on an average of 3.46 before the training compared to 3.88 at the end of the training period, representing a **12.1% increase**; the facilitator rated the students in the program on an average of 3.3 before the training compared to 3.87 at the end of the training period, representing a **17.4% increase**; the teachers rated the students in the program on an average of 3.18 before the training compared to 3.69 at the end of the training period, representing a **16% increase**; and the parents rated the students in the program on an average of 3.51 before the training compared to 3.91 at the end of the training period, representing an **11.3% increase**.

Earl Warren Elementary School in SACRAMENTO, CA; facilitator, Morgan Shipley [ClassID=2043]

At the Earl Warren Elementary School, 19 students enrolled in the 180 Degrees Program and 19 remained active in the program at the end of the 3rd Trimester of the 2016-2017 school year.

The average attendance for the 19 students that remained in the program at the end of the 3rd Trimester of the 2016-2017 school year was **89.1%**.

GPA's available for the 19 students that remained in the program prior to training was 2.38. At the end of the 3rd Trimester, their average GPA improved to 2.83, representing an **18.9% increase**.

Core Grades

Of the 19 students completing the 3rd Trimester 180 programming, the following core academic subjects listed below were graded.

Language Arts

Grades were available for the 19 students that remained in the Language Arts program, revealing an average starting baseline GPA of 2.24 prior to the training. At the end of the 3rd Trimester, their average improved to 2.75, representing a **22.8% increase**.

Mathematics

Grades were available for the 19 students that remained in the Mathematics program, revealing an average starting baseline GPA of 2.36 prior to the training. At the end of the 3rd Trimester, their average improved to 2.59, representing a **9.7% increase**.

Social Studies

Grades were available for the 3 of the 19 students that remained in the Social Studies program, revealing an average starting baseline GPA of 2.33 prior to the training. At the end of the 3rd Trimester, their average improved to 2.67, representing a **14.6% increase**.

Sciences

Grades were available for the 6 of the 19 students that remained in the Sciences program, revealing an average starting baseline GPA of 2 prior to the training. At the end of the 3rd Trimester, their average remained at 2, representing a **0.0% change**.

Full Day Unexcused Absences

Full day absences for 19 students that remained in the program were 3 the semester prior to the training compared to 0 during the 3rd Trimester, representing a **100.0% decrease**.

Documented Disciplinary Incidents

Combined disciplinary incidents records for 19 students in the program revealed a total of 1 the semester before the training compared to 0 during the 3rd Trimester, representing a **100.0% decrease**.

Personal Development Surveys

Personal Development Surveys rating the students' progress (1-poor, 2 fair, 3 good, 4 excellent, 5 superior) were to be completed by the students, facilitator, teachers and parents, rating the students in the following areas from before to after the training: (1) Attitude, (2) Motivation, (3) Achieving Goals, (4) Organizational Skills, (5) Self Control, (6) Decision Making, (7) Communication Skills, (8) Team Work, (9) Leadership Skills, (10) Citizenship.

The students in the program rated themselves on an average of 3.38 before the training compared to 4.54 at the end of the training period, representing a **34.4% increase**; the facilitator rated the students in the program on an average of 3.37 before the training compared to 4.35 at the end of the training period, representing a **29% increase**; the teachers rated the students in the program on an average of 3.18 before the training compared to 4.35 at the end of the training period, representing a **36.8% increase**; and the parents rated the students in the program on an average of 3.57 before the training compared to 4.47 at the end of the training period, representing a **25.2% increase**.

Earl Warren Elementary School in SACRAMENTO, CA; facilitator, Mai Youa Thao
[ClassID=2046]

At the Earl Warren Elementary School, 21 students enrolled in the 180 Degrees Program and 21 remained active in the program at the end of the 3rd Trimester of the 2016-2017 school year.

The average attendance for the 21 students that remained in the program at the end of the 3rd Trimester of the 2016-2017 school year was **95.2%**.

GPA's available for the 21 students that remained in the program prior to training was 2.38. At the end of the 3rd Trimester, their average GPA improved to 2.7, representing a **13.4% increase**.

Core Grades

Of the 21 students completing the 3rd Trimester 180 programming, the following core academic subjects listed below were graded.

Language Arts

Grades were available for the 21 students that remained in the Language Arts program, revealing an average starting baseline GPA of 2.36 prior to the training. At the end of the 3rd Trimester, their average improved to 2.75, representing a **16.5% increase**.

Mathematics

Grades were available for the 21 students that remained in the Mathematics program, revealing an average starting baseline GPA of 2.48 prior to the training. At the end of the 3rd Trimester, their average remained at 2.48, representing a **0.0% change**.

Social Studies

Grades were available for the 13 of the 21 students that remained in the Social Studies program, revealing an average starting baseline GPA of 2.46 prior to the training. At the end of the 3rd Trimester, their average improved to 2.69, representing a **9.3% increase**.

Sciences

Grades were available for the 1 of the 21 students that remained in the Sciences program, revealing an average starting baseline GPA of 3 prior to the training. At the end of the 3rd Trimester, their average remained at 3, representing a **0.0% change**.

Full Day Unexcused Absences

Full day absences for 21 students that remained in the program were 9 the semester prior to the training compared to 0 during the 3rd Trimester, representing a **100.0% decrease**.

Documented Disciplinary Incidents

Combined disciplinary incidents records for 21 students in the program revealed a total of 15 the semester before the training compared to 6 during the 3rd Trimester, representing a **60.0% decrease**.

Personal Development Surveys

Personal Development Surveys rating the students' progress (1-poor, 2 fair, 3 good, 4 excellent, 5 superior) were to be completed by the students, facilitator, teachers and parents, rating the students in the following areas from before to after the training: (1) Attitude, (2) Motivation, (3) Achieving Goals, (4) Organizational Skills, (5) Self Control, (6) Decision Making, (7) Communication Skills, (8) Team Work, (9) Leadership Skills, (10) Citizenship.

The students in the program rated themselves on an average of 3.44 before the training compared to 3.8 at the end of the training period, representing a **10.5% increase**; the facilitator rated the students in the program on an average of 3.14 before the training compared to 3.69 at the end of the training period, representing a **17.6% increase**; the teachers rated the students in the program on an average of 3.36 before the training compared to 3.65 at the end of the training period, representing an **8.5% increase**; and the parents rated the students in the program on an average of 3.19 before the training compared to 3.69 at the end of the training period, representing a **15.5% increase**.

Earl Warren Elementary School in SACRAMENTO, CA; facilitator, Mai Youa Thao [ClassID=2047]

At the Earl Warren Elementary School, 25 students enrolled in the 180 Degrees Program and 25 remained active in the program at the end of the 3rd Trimester of the 2016-2017 school year.

The average attendance for the 25 students that remained in the program at the end of the 3rd Trimester of the 2016-2017 school year was **97.3%**.

GPA's available for the 25 students that remained in the program prior to training was 2.66. At the end of the 3rd Trimester, their average GPA improved to 2.8, representing a **5.3% increase**.

Core Grades

Of the 25 students completing the 3rd Trimester 180 programming, the following core academic subjects listed below were graded.

Language Arts

Grades were available for the 25 students that remained in the Language Arts program, revealing an average starting baseline GPA of 2.53 prior to the training. At the end of the 3rd Trimester, their average improved to 2.94, representing a **16.2% increase**.

Mathematics

Grades were available for the 25 students that remained in the Mathematics program, revealing an average starting baseline GPA of 2.58 prior to the training. At the end of the 3rd Trimester, their average improved to 2.67, representing a **3.5% increase**.

Social Studies

Grades were available for the 20 of the 25 students that remained in the Social Studies program, revealing an average starting baseline GPA of 2.65 prior to the training. At the end of the 3rd Trimester, their average improved to 2.85, representing a **7.5% increase**.

Sciences

Grades were available for the 19 of the 25 students that remained in the Sciences program, revealing an average starting baseline GPA of 2.95 prior to the training. At the end of the 3rd Trimester, their average improved to 3, representing a **1.7% increase**.

Full Day Unexcused Absences

Full day absences for 25 students that remained in the program were 0 the semester prior to the training compared to 0 during the 3rd Trimester, representing a **0.0% change**.

Documented Disciplinary Incidents

Combined disciplinary incidents records for 25 students in the program revealed a total of 8 the semester before the training compared to 3 during the 3rd Trimester, representing a **62.5% decrease**.

Personal Development Surveys

Personal Development Surveys rating the students' progress (1-poor, 2 fair, 3 good, 4 excellent, 5 superior) were to be completed by the students, facilitator, teachers and parents, rating the students in the following areas from before to after the training: (1) Attitude, (2) Motivation, (3) Achieving Goals, (4) Organizational Skills, (5) Self Control, (6) Decision Making, (7) Communication Skills, (8) Team Work, (9) Leadership Skills, (10) Citizenship.

The students in the program rated themselves on an average of 3.16 before the training compared to 3.12 at the end of the training period, representing a **1.4% decrease**; the facilitator rated the students in the program on an average of 2.52 before the training compared to 3.13 at the end of the training period, representing a **24.1% increase**; the teachers rated the students in the program on an average of 2.7 before the training compared to 3.09 at the end of the training period, representing a **14.4% increase**; and the parents rated the students in the program on an average of 2.76 before the training compared to 3.14 at the end of the training period, representing a **13.8% increase**.

John Bidwell Elementary School in SACRAMENTO, CA; facilitator, Guadalupe Rios
[ClassID=2038]

At the John Bidwell Elementary School, 26 students enrolled in the 180 Degrees Program and 26 remained active in the program at the end of the 3rd Trimester of the 2016-2017 school year.

The average attendance for the 26 students that remained in the program at the end of the 3rd Trimester of the 2016-2017 school year was **93.2%**.

GPA's available for the 26 students that remained in the program prior to training was 2.52. At the end of the 3rd Trimester, their average GPA improved to 2.99, representing an **18.7% increase**.

Core Grades

Of the 26 students completing the 3rd Trimester 180 programming, the following core academic subjects listed below were graded.

Language Arts

Grades were available for the 26 students that remained in the Language Arts program, revealing an average starting baseline GPA of 2.47 prior to the training. At the end of the 3rd Trimester, their average improved to 2.78, representing a **12.6% increase**.

Mathematics

Grades were available for the 26 students that remained in the Mathematics program, revealing an average starting baseline GPA of 2.62 prior to the training. At the end of the 3rd Trimester, their average improved to 2.85, representing an **8.8% increase**.

Social Studies

Grades were available for the 14 of the 26 students that remained in the Social Studies program, revealing an average starting baseline GPA of 2.64 prior to the training. At the end of the 3rd Trimester, their average improved to 3, representing a **13.6% increase**.

Sciences

Grades were available for the 17 of the 26 students that remained in the Sciences program, revealing an average starting baseline GPA of 2.65 prior to the training. At the end of the 3rd Trimester, their average improved to 2.88, representing an **8.7% increase**.

Full Day Unexcused Absences

Full day absences for 26 students that remained in the program were 0 the semester prior to the training compared to 0 during the 3rd Trimester, representing a **0.0% change**.

Documented Disciplinary Incidents

Combined disciplinary incidents records for 26 students in the program revealed a total of 3 the semester before the training compared to 3 during the 3rd Trimester, representing a **0.0% change**.

Personal Development Surveys

Personal Development Surveys rating the students' progress (1-poor, 2 fair, 3 good, 4 excellent, 5 superior) were to be completed by the students, facilitator, teachers and parents, rating the students in the following areas from before to after the training: (1) Attitude, (2) Motivation, (3) Achieving Goals, (4) Organizational Skills, (5) Self Control, (6) Decision Making, (7) Communication Skills, (8) Team Work, (9) Leadership Skills, (10) Citizenship.

The students in the program rated themselves on an average of 3.89 before the training compared to 3.92 at the end of the training period, representing a **0.6% increase**; the facilitator rated the students in the program on an average of 4 before the training compared to 4.31 at the end of the training period, representing a **7.8% increase**; the teachers rated the students in the program on an average of 4.14 before the training compared to 4.46 at the end of the training period, representing a **7.7% increase**; and the parents rated the students in the program on an average of 3.97 before the training compared to 4.17 at the end of the training period, representing a **5% increase**.

John Bidwell Elementary School in SACRAMENTO, CA; facilitator, Guadalupe Rios [ClassID=2039]

At the John Bidwell Elementary School, 26 students enrolled in the 180 Degrees Program and 26 remained active in the program at the end of the 3rd Trimester of the 2016-2017 school year.

The average attendance for the 26 students that remained in the program at the end of the 3rd Trimester of the 2016-2017 school year was **85.5%**.

GPA's available for the 26 students that remained in the program prior to training was 2.97. At the end of the 3rd Trimester, their average GPA improved to 3.26, representing a **9.8% increase**.

Core Grades

Of the 26 students completing the 3rd Trimester 180 programming, the following core academic subjects listed below were graded.

Language Arts

Grades were available for the 26 students that remained in the Language Arts program, revealing an average starting baseline GPA of 2.72 prior to the training. At the end of the 3rd Trimester, their average improved to 3.27, representing a **20.2% increase**.

Mathematics

Grades were available for the 26 students that remained in the Mathematics program, revealing an average starting baseline GPA of 3.17 prior to the training. At the end of the 3rd Trimester, their average improved to 3.27, representing a **3.2% increase**.

Social Studies

Grades were available for the 12 of the 26 students that remained in the Social Studies program, revealing an average starting baseline GPA of 3.08 prior to the training. At the end of the 3rd Trimester, their average improved to 3.25, representing a **5.5% increase**.

Sciences

Grades were available for the 25 of the 26 students that remained in the Sciences program, revealing an average starting baseline GPA of 3 prior to the training. At the end of the 3rd Trimester, their average improved to 3.04, representing a **1.3% increase**.

Full Day Unexcused Absences

Full day absences for 26 students that remained in the program were 0 the semester prior to the training compared to 0 during the 3rd Trimester, representing a **0.0% change**.

Documented Disciplinary Incidents

Combined disciplinary incidents records for 26 students in the program revealed a total of 0 the semester before the training compared to 0 during the 3rd Trimester, representing a **0.0% change**.

Personal Development Surveys

Personal Development Surveys rating the students' progress (1-poor, 2 fair, 3 good, 4 excellent, 5 superior) were to be completed by the students, facilitator, teachers and parents, rating the students in the following areas from before to after the training: (1) Attitude, (2) Motivation, (3) Achieving Goals, (4) Organizational Skills, (5) Self Control, (6) Decision Making, (7) Communication Skills, (8) Team Work, (9) Leadership Skills, (10) Citizenship.

The students in the program rated themselves on an average of 3.92 before the training compared to 3.87 at the end of the training period, representing a **1.3% decrease**; the facilitator rated the students in the program on an average of 4.53 before the training compared to 4.63 at the end of the training period, representing a **2.3% increase**; the teachers rated the students in the program on an average of 4.14 before the training compared to 4.65 at the end of the training period, representing a **12.2% increase**; and the parents rated the students in the program on an average of 4.06 before the training compared to 4.19 at the end of the training period, representing a **3.1% increase**.

John Still K-8 School in SACRAMENTO, CA; facilitator, Kham Thao [ClassID=2044]

At the John Still K-8 School, 25 students enrolled in the 180 Degrees Program and 25 remained active in the program at the end of the 3rd Trimester of the 2016-2017 school year.

The average attendance for the 25 students that remained in the program at the end of the 3rd Trimester of the 2016-2017 school year was **100.0%**.

GPA's available for the 25 students that remained in the program prior to training was 2.25. At the end of the 3rd Trimester, their average GPA improved to 2.89, representing a **28.4% increase**.

Core Grades

Of the 25 students completing the 3rd Trimester 180 programming, the following core academic subjects listed below were graded.

Language Arts

Grades were available for the 25 students that remained in the Language Arts program, revealing an average starting baseline GPA of 2.27 prior to the training. At the end of the 3rd Trimester, their average improved to 2.61, representing a **15.0% increase**.

Mathematics

Grades were available for the 25 students that remained in the Mathematics program, revealing an average starting baseline GPA of 2.34 prior to the training. At the end of the 3rd Trimester, their average improved to 2.65, representing a **13.2% increase**.

Social Studies

Grades were available for the 20 of the 25 students that remained in the Social Studies program, revealing an average starting baseline GPA of 2.15 prior to the training. At the end of the 3rd Trimester, their average improved to 3, representing a **39.5% increase**.

Sciences

Grades were available for the 7 of the 25 students that remained in the Sciences program, revealing an average starting baseline GPA of 2 prior to the training. At the end of the 3rd Trimester, their average remained at 2, representing a **0.0% change**.

Full Day Unexcused Absences

Full day absences for 25 students that remained in the program were 11 the semester prior to the training compared to 2 during the 3rd Trimester, representing an **81.8% decrease**.

Documented Disciplinary Incidents

Combined disciplinary incidents records for 25 students in the program revealed a total of 6 the semester before the training compared to 4 during the 3rd Trimester, representing a **33.3% decrease**.

Personal Development Surveys

Personal Development Surveys rating the students' progress (1-poor, 2 fair, 3 good, 4 excellent, 5 superior) were to be completed by the students, facilitator, teachers and parents, rating the

students in the following areas from before to after the training: (1) Attitude, (2) Motivation, (3) Achieving Goals, (4) Organizational Skills, (5) Self Control, (6) Decision Making, (7) Communication Skills, (8) Team Work, (9) Leadership Skills, (10) Citizenship.

The students in the program rated themselves on an average of 3.46 before the training compared to 4.79 at the end of the training period, representing a **38.4% increase**; the facilitator rated the students in the program on an average of 1.16 before the training compared to 4.43 at the end of the training period, representing a **281.7% increase**; the teachers rated the students in the program on an average of 1.93 before the training compared to 4.58 at the end of the training period, representing a **137.3% increase**; and the parents rated the students in the program on an average of 2.45 before the training compared to 4.57 at the end of the training period, representing an **86.6% increase**.

John Still K-8 School in SACRAMENTO, CA; facilitator, Kham Thao [ClassID=2045]

At the John Still K-8 School, 18 students enrolled in the 180 Degrees Program and 18 remained active in the program at the end of the 3rd Trimester of the 2016-2017 school year.

The average attendance for the 18 students that remained in the program at the end of the 3rd Trimester of the 2016-2017 school year was **99.6%**.

GPA's available for the 18 students that remained in the program prior to training was 2.36. At the end of the 3rd Trimester, their average GPA improved to 2.67, representing a **13.1% increase**.

Core Grades

Of the 18 students completing the 3rd Trimester 180 programming, the following core academic subjects listed below were graded.

Language Arts

Grades were available for the 18 students that remained in the Language Arts program, revealing an average starting baseline GPA of 2.21 prior to the training. At the end of the 3rd Trimester, their average improved to 2.65, representing a **19.9% increase**.

Mathematics

Grades were available for the 18 students that remained in the Mathematics program, revealing an average starting baseline GPA of 2.03 prior to the training. At the end of the 3rd Trimester, their average improved to 2.33, representing a **14.8% increase**.

Social Studies

Grades were available for the 12 of the 18 students that remained in the Social Studies program, revealing an average starting baseline GPA of 2.15 prior to the training. At the end of the 3rd Trimester, their average improved to 2.48, representing a **15.3% increase**.

Sciences

Grades were available for the 13 of the 18 students that remained in the Sciences program, revealing an average starting baseline GPA of 2.31 prior to the training. At the end of the 3rd Trimester, their average remained at 2.31, representing a **0.0% change**.

Full Day Unexcused Absences

Full day absences for 18 students that remained in the program were 7 the semester prior to the training compared to 0 during the 3rd Trimester, representing a **100.0% decrease**.

Documented Disciplinary Incidents

Combined disciplinary incidents records for 18 students in the program revealed a total of 3 the semester before the training compared to 1 during the 3rd Trimester, representing a **66.7% decrease**.

Personal Development Surveys

Personal Development Surveys rating the students' progress (1-poor, 2 fair, 3 good, 4 excellent, 5 superior) were to be completed by the students, facilitator, teachers and parents, rating the students in the following areas from before to after the training: (1) Attitude, (2) Motivation, (3) Achieving Goals, (4) Organizational Skills, (5) Self Control, (6) Decision Making, (7) Communication Skills, (8) Team Work, (9) Leadership Skills, (10) Citizenship.

The students in the program rated themselves on an average of 4.11 before the training compared to 4.76 at the end of the training period, representing a **15.8% increase**; the facilitator rated the students in the program on an average of 1.34 before the training compared to 4.73 at the end of the training period, representing a **252.1% increase**; the teachers rated the students in the program on an average of 2.01 before the training compared to 4.64 at the end of the training period, representing a **131.3% increase**; and the parents rated the students in the program on an average of 2.58 before the training compared to 4.62 at the end of the training period, representing a **78.9% increase**.

John Still K-8 School in SACRAMENTO, CA; facilitator, Matthew Uner [ClassID=2048]

At the John Still K-8 School, 21 students enrolled in the 180 Degrees Program and 21 remained active in the program at the end of the 3rd Trimester of the 2016-2017 school year.

The average attendance for the 21 students that remained in the program at the end of the 3rd Trimester of the 2016-2017 school year was **94.2%**.

GPA's available for the 21 students that remained in the program prior to training was 2.11. At the end of the 3rd Trimester, their average GPA improved to 3.09, representing a **46.4% increase**.

Core Grades

Of the 21 students completing the 3rd Trimester 180 programming, the following core academic subjects listed below were graded.

Language Arts

Grades were available for the 21 students that remained in the Language Arts program, revealing an average starting baseline GPA of 2.1 prior to the training. At the end of the 3rd Trimester, their average improved to 3.05, representing a **45.2% increase**.

Mathematics

Grades were available for the 21 students that remained in the Mathematics program, revealing an average starting baseline GPA of 2.1 prior to the training. At the end of the 3rd Trimester, their average improved to 2.86, representing a **36.2% increase**.

Social Studies

Grades were available for the 20 of the 21 students that remained in the Social Studies program, revealing an average starting baseline GPA of 2.17 prior to the training. At the end of the 3rd Trimester, their average improved to 2.95, representing a **35.9% increase**.

Sciences

Grades were available for the 21 students that remained in the Sciences program, revealing an average starting baseline GPA of 2.26 prior to the training. At the end of the 3rd Trimester, their average improved to 3, representing a **32.7% increase**.

Full Day Unexcused Absences

Full day absences for 21 students that remained in the program were 0 the semester prior to the training compared to 0 during the 3rd Trimester, representing a **0.0% change**.

Documented Disciplinary Incidents

Combined disciplinary incidents records for 21 students in the program revealed a total of 3 the semester before the training compared to 0 during the 3rd Trimester, representing a **100.0% decrease**.

Personal Development Surveys

Personal Development Surveys rating the students' progress (1-poor, 2 fair, 3 good, 4 excellent, 5 superior) were to be completed by the students, facilitator, teachers and parents, rating the students in the following areas from before to after the training: (1) Attitude, (2) Motivation, (3) Achieving Goals, (4) Organizational Skills, (5) Self Control, (6) Decision Making, (7) Communication Skills, (8) Team Work, (9) Leadership Skills, (10) Citizenship.

The students in the program rated themselves on an average of 3.94 before the training compared to 4.3 at the end of the training period, representing a **9.2% increase**; the facilitator rated the students in the program on an average of 1.38 before the training compared to 4.32 at the end of the training period, representing a **212.8% increase**; the teachers rated the students in the program on an average of 2.19 before the training compared to 4.11 at the end of the training period, representing an **87.6% increase**; and the parents rated the students in the program on an average of 2.74 before the training compared to 4.06 at the end of the training period, representing a **48.1% increase**.

John Still K-8 School in SACRAMENTO, CA; facilitator, Matthew Urner [ClassID=2049]

At the John Still K-8 School, 15 students enrolled in the 180 Degrees Program and 15 remained active in the program at the end of the 3rd Trimester of the 2016-2017 school year.

The average attendance for the 15 students that remained in the program at the end of the 3rd Trimester of the 2016-2017 school year was **91.1%**.

GPA's available for the 15 students that remained in the program prior to training was 2.49. At the end of the 3rd Trimester, their average GPA improved to 3.07, representing a **23.3% increase**.

Core Grades

Of the 15 students completing the 3rd Trimester 180 programming, the following core academic subjects listed below were graded.

Language Arts

Grades were available for the 15 students that remained in the Language Arts program, revealing an average starting baseline GPA of 2.33 prior to the training. At the end of the 3rd Trimester, their average improved to 3.4, representing a **45.9% increase**.

Mathematics

Grades were available for the 15 students that remained in the Mathematics program, revealing an average starting baseline GPA of 2.23 prior to the training. At the end of the 3rd Trimester, their average improved to 2.28, representing a **2.2% increase**.

Social Studies

Grades were available for the 15 students that remained in the Social Studies program, revealing an average starting baseline GPA of 2.73 prior to the training. At the end of the 3rd Trimester, their average improved to 3, representing a **9.9% increase**.

Sciences

Grades were available for the 15 students that remained in the Sciences program, revealing an average starting baseline GPA of 2.67 prior to the training. At the end of the 3rd Trimester, their average improved to 3.2, representing a **19.9% increase**.

Full Day Unexcused Absences

Full day absences for 15 students that remained in the program were 1 the semester prior to the training compared to 0 during the 3rd Trimester, representing a **100.0% decrease**.

Documented Disciplinary Incidents

Combined disciplinary incidents records for 15 students in the program revealed a total of 1 the semester before the training compared to 0 during the 3rd Trimester, representing a **100.0% decrease**.

Personal Development Surveys

Personal Development Surveys rating the students' progress (1-poor, 2 fair, 3 good, 4 excellent, 5 superior) were to be completed by the students, facilitator, teachers and parents, rating the students in the following areas from before to after the training: (1) Attitude, (2) Motivation, (3) Achieving Goals, (4) Organizational Skills, (5) Self Control, (6) Decision Making, (7) Communication Skills, (8) Team Work, (9) Leadership Skills, (10) Citizenship.

The students in the program rated themselves on an average of 1 before the training compared to 5 at the end of the training period, representing a **400% increase**; the facilitator rated the students in the program on an average of 1 before the training compared to 5 at the end of the training period, representing a **400% increase**; the teachers rated the students in the program on an average of 1 before the training compared to 5 at the end of the training period, representing a **400% increase**; and the parents rated the students in the program on an average of 1 before the training compared to 5 at the end of the training period, representing a **400% increase**.

Martin Luther King Jr. K-8 School in SACRAMENTO, CA; facilitator, Gionovan Bean [ClassID=2027]

At the Martin Luther King Jr. K-8 School, 26 students enrolled in the 180 Degrees Program and 26 remained active in the program at the end of the 3rd Trimester of the 2016-2017 school year.

The average attendance for the 26 students that remained in the program at the end of the 3rd Trimester of the 2016-2017 school year was **81.9%**.

GPA's available for the 26 students that remained in the program prior to training was 2.62. At the end of the 3rd Trimester, their average GPA improved to 2.98, representing a **13.7% increase**.

Core Grades

Of the 26 students completing the 3rd Trimester 180 programming, the following core academic subjects listed below were graded.

Language Arts

Grades were available for the 26 students that remained in the Language Arts program, revealing an average starting baseline GPA of 2.47 prior to the training. At the end of the 3rd Trimester, their average improved to 2.7, representing a **9.3% increase**.

Mathematics

Grades were available for the 23 of the 26 students that remained in the Mathematics program, revealing an average starting baseline GPA of 2.46 prior to the training. At the end of the 3rd Trimester, their average improved to 2.79, representing a **13.4% increase**.

Social Studies

Grades were available for the 14 of the 26 students that remained in the Social Studies program, revealing an average starting baseline GPA of 2.5 prior to the training. At the end of the 3rd Trimester, their average improved to 2.79, representing an **11.6% increase**.

Sciences

Grades were available for the 20 of the 26 students that remained in the Sciences program, revealing an average starting baseline GPA of 2.52 prior to the training. At the end of the 3rd Trimester, their average improved to 2.6, representing a **3.2% increase**.

Full Day Unexcused Absences

Full day absences for 26 students that remained in the program were 14 the semester prior to the training compared to 2 during the 3rd Trimester, representing an **85.7% decrease**.

Documented Disciplinary Incidents

Combined disciplinary incidents records for 26 students in the program revealed a total of 2 the semester before the training compared to 0 during the 3rd Trimester, representing a **100.0% decrease**.

Personal Development Surveys

Personal Development Surveys rating the students' progress (1-poor, 2 fair, 3 good, 4 excellent, 5 superior) were to be completed by the students, facilitator, teachers and parents, rating the students in the following areas from before to after the training: (1) Attitude, (2) Motivation, (3) Achieving Goals, (4) Organizational Skills, (5) Self Control, (6) Decision Making, (7) Communication Skills, (8) Team Work, (9) Leadership Skills, (10) Citizenship.

The students in the program rated themselves on an average of 4.19 before the training compared to 4.28 at the end of the training period, representing a **2.1% increase**; the facilitator rated the students in the program on an average of 4.02 before the training compared to 3.79 at the end of the training period, representing a **5.8% decrease**; the teachers rated the students in the program on an average of 3.99 before the training compared to 3.99 at the end of the training period, representing a **0.1% decrease**; and the parents rated the students in the program on an average of 3.92 before the training compared to 3.92 at the end of the training period, representing a **0% change**.

Martin Luther King Jr. K-8 School in SACRAMENTO, CA; facilitator, Gionovan Bean [ClassID=2028]

At the Martin Luther King Jr. K-8 School, 27 students enrolled in the 180 Degrees Program and 27 remained active in the program at the end of the 3rd Trimester of the 2016-2017 school year.

The average attendance for the 27 students that remained in the program at the end of the 3rd Trimester of the 2016-2017 school year was **75.9%**.

GPA's available for the 27 students that remained in the program prior to training was 2.15. At the end of the 3rd Trimester, their average GPA improved to 2.94, representing a **36.7% increase**.

Core Grades

Of the 27 students completing the 3rd Trimester 180 programming, the following core academic subjects listed below were graded.

Language Arts

Grades were available for the 27 students that remained in the Language Arts program, revealing an average starting baseline GPA of 2.06 prior to the training. At the end of the 3rd Trimester, their average improved to 2.57, representing a **24.8% increase**.

Mathematics

Grades were available for the 27 students that remained in the Mathematics program, revealing an average starting baseline GPA of 2.09 prior to the training. At the end of the 3rd Trimester, their average improved to 2.27, representing an **8.6% increase**.

Social Studies

Grades were available for the 14 of the 27 students that remained in the Social Studies program, revealing an average starting baseline GPA of 2.64 prior to the training. At the end of the 3rd Trimester, their average improved to 2.71, representing a **2.7% increase**.

Sciences

Grades were available for the 15 of the 27 students that remained in the Sciences program, revealing an average starting baseline GPA of 2.2 prior to the training. At the end of the 3rd Trimester, their average improved to 3.07, representing a **39.5% increase**.

Full Day Unexcused Absences

Full day absences for 27 students that remained in the program were 21 the semester prior to the training compared to 4 during the 3rd Trimester, representing an **81.0% decrease**.

Documented Disciplinary Incidents

Combined disciplinary incidents records for 27 students in the program revealed a total of 12 the semester before the training compared to 1 during the 3rd Trimester, representing a **91.7% decrease**.

Personal Development Surveys

Personal Development Surveys rating the students' progress (1-poor, 2 fair, 3 good, 4 excellent, 5 superior) were to be completed by the students, facilitator, teachers and parents, rating the students in the following areas from before to after the training: (1) Attitude, (2) Motivation, (3) Achieving Goals, (4) Organizational Skills, (5) Self Control, (6) Decision Making, (7) Communication Skills, (8) Team Work, (9) Leadership Skills, (10) Citizenship.

The students in the program rated themselves on an average of 3.69 before the training compared to 4.14 at the end of the training period, representing a **12.2% increase**; the facilitator rated the students in the program on an average of 3.83 before the training compared to 4.19 at the end of the training period, representing a **9.5% increase**; the teachers rated the students in the program on an average of 3.52 before the training compared to 4.14 at the end of the training period, representing a **17.8% increase**; and the parents rated the students in the program on an average of 3.43 before the training compared to 4.05 at the end of the training period, representing an **18% increase**.

Martin Luther King Jr. K-8 School in SACRAMENTO, CA; facilitator, Samantha Hom [ClassID=2034]

At the Martin Luther King Jr. K-8 School, 21 students enrolled in the 180 Degrees Program and 21 remained active in the program at the end of the 3rd Trimester of the 2016-2017 school year.

The average attendance for the 21 students that remained in the program at the end of the 3rd Trimester of the 2016-2017 school year was **81.9%**.

GPA's available for the 21 students that remained in the program prior to training was 2.04. At the end of the 3rd Trimester, their average GPA improved to 2.73, representing a **33.8% increase**.

Core Grades

Of the 21 students completing the 3rd Trimester 180 programming, the following core academic subjects listed below were graded.

Language Arts

Grades were available for the 21 students that remained in the Language Arts program, revealing an average starting baseline GPA of 2 prior to the training. At the end of the 3rd Trimester, their average improved to 2.25, representing a **12.5% increase**.

Mathematics

Grades were available for the 21 students that remained in the Mathematics program, revealing an average starting baseline GPA of 1.69 prior to the training. At the end of the 3rd Trimester, their average improved to 1.79, representing a **5.9% increase**.

Social Studies

Grades were available for the 9 of the 21 students that remained in the Social Studies program, revealing an average starting baseline GPA of 2.22 prior to the training. At the end of the 3rd Trimester, their average improved to 2.67, representing a **20.3% increase**.

Sciences

Grades were available for the 12 of the 21 students that remained in the Sciences program, revealing an average starting baseline GPA of 2.25 prior to the training. At the end of the 3rd Trimester, their average improved to 2.33, representing a **3.6% increase**.

Full Day Unexcused Absences

Full day absences for 21 students that remained in the program were 5 the semester prior to the training compared to 0 during the 3rd Trimester, representing a **100.0% decrease**.

Documented Disciplinary Incidents

Combined disciplinary incidents records for 21 students in the program revealed a total of 0 the semester before the training compared to 0 during the 3rd Trimester, representing a **0.0% change**.

Personal Development Surveys

Personal Development Surveys rating the students' progress (1-poor, 2 fair, 3 good, 4 excellent, 5 superior) were to be completed by the students, facilitator, teachers and parents, rating the students in the following areas from before to after the training: (1) Attitude, (2) Motivation, (3) Achieving Goals, (4) Organizational Skills, (5) Self Control, (6) Decision Making, (7) Communication Skills, (8) Team Work, (9) Leadership Skills, (10) Citizenship.

The students in the program rated themselves on an average of 4.21 before the training compared to 4.52 at the end of the training period, representing a **7.4% increase**; the facilitator rated the students in the program on an average of 3.9 before the training compared to 4.41 at the end of the training period, representing a **13.2% increase**; the teachers rated the students in the program on an average of 3.55 before the training compared to 3.93 at the end of the training period, representing a **10.6% increase**; and the parents rated the students in the program on an average of 3.83 before the training compared to 3.98 at the end of the training period, representing a **3.9% increase**.

Martin Luther King Jr. K-8 School in SACRAMENTO, CA; facilitator, Samantha Hom [ClassID=2035]

At the Martin Luther King Jr. K-8 School, 20 students enrolled in the 180 Degrees Program and 20 remained active in the program at the end of the 3rd Trimester of the 2016-2017 school year.

The average attendance for the 20 students that remained in the program at the end of the 3rd Trimester of the 2016-2017 school year was **75.4%**.

GPA's available for the 20 students that remained in the program prior to training was 2.46. At the end of the 3rd Trimester, their average GPA improved to 2.82, representing a **14.6% increase**.

Core Grades

Of the 20 students completing the 3rd Trimester 180 programming, the following core academic subjects listed below were graded.

Language Arts

Grades were available for the 20 students that remained in the Language Arts program, revealing an average starting baseline GPA of 2.31 prior to the training. At the end of the 3rd Trimester, their average improved to 2.69, representing a **16.5% increase**.

Mathematics

Grades were available for the 20 students that remained in the Mathematics program, revealing an average starting baseline GPA of 2.45 prior to the training. At the end of the 3rd Trimester, their average improved to 2.51, representing a **2.4% increase**.

Social Studies

Grades were available for the 11 of the 20 students that remained in the Social Studies program, revealing an average starting baseline GPA of 2.27 prior to the training. At the end of the 3rd Trimester, their average improved to 2.41, representing a **6.2% increase**.

Sciences

Grades were available for the 16 of the 20 students that remained in the Sciences program, revealing an average starting baseline GPA of 2.16 prior to the training. At the end of the 3rd Trimester, their average improved to 2.31, representing a **6.9% increase**.

Full Day Unexcused Absences

Full day absences for 20 students that remained in the program were 5 the semester prior to the training compared to 0 during the 3rd Trimester, representing a **100.0% decrease**.

Documented Disciplinary Incidents

Combined disciplinary incidents records for 20 students in the program revealed a total of 0 the semester before the training compared to 0 during the 3rd Trimester, representing a **0.0% change**.

Personal Development Surveys

Personal Development Surveys rating the students' progress (1-poor, 2 fair, 3 good, 4 excellent, 5 superior) were to be completed by the students, facilitator, teachers and parents, rating the students in the following areas from before to after the training: (1) Attitude, (2) Motivation, (3) Achieving Goals, (4) Organizational Skills, (5) Self Control, (6) Decision Making, (7) Communication Skills, (8) Team Work, (9) Leadership Skills, (10) Citizenship.

The students in the program rated themselves on an average of 3.79 before the training compared to 3.93 at the end of the training period, representing a **3.7% increase**; the facilitator rated the students in the program on an average of 3.78 before the training compared to 4.04 at the end of the training period, representing a **6.9% increase**; the teachers rated the students in the program on an average of 3.58 before the training compared to 3.83 at the end of the training period, representing a **7% increase**; and the parents rated the students in the program on an average of 3.49 before the training compared to 4.24 at the end of the training period, representing a **21.5% increase**.

Nicholas Elementary School in SACRAMENTO, CA; facilitator, Rian Carroll
[ClassID=2029]

At the Nicholas Elementary School, 21 students enrolled in the 180 Degrees Program and 21 remained active in the program at the end of the 3rd Trimester of the 2016-2017 school year.

The average attendance for the 21 students that remained in the program at the end of the 3rd Trimester of the 2016-2017 school year was **95.7%**.

GPA's available for the 21 students that remained in the program prior to training was 2.33. At the end of the 3rd Trimester, their average GPA improved to 2.84, representing a **21.9% increase**.

Core Grades

Of the 21 students completing the 3rd Trimester 180 programming, the following core academic subjects listed below were graded.

Language Arts

Grades were available for the 19 of the 21 students that remained in the Language Arts program, revealing an average starting baseline GPA of 2.26 prior to the training. At the end of the 3rd Trimester, their average improved to 2.86, representing a **26.5% increase**.

Mathematics

Grades were available for the 21 students that remained in the Mathematics program, revealing an average starting baseline GPA of 2.25 prior to the training. At the end of the 3rd Trimester, their average improved to 2.69, representing a **19.6% increase**.

Social Studies

Grades were available for the 6 of the 21 students that remained in the Social Studies program, revealing an average starting baseline GPA of 1.83 prior to the training. At the end of the 3rd Trimester, their average improved to 3.83, representing a **109.3% increase**.

Sciences

Grades were available for the 13 of the 21 students that remained in the Sciences program, revealing an average starting baseline GPA of 3.08 prior to the training. At the end of the 3rd Trimester, their average improved to 3.38, representing a **9.7% increase**.

Full Day Unexcused Absences

Full day absences for 21 students that remained in the program were 1 the semester prior to the training compared to 1 during the 3rd Trimester, representing a **0.0% change**.

Documented Disciplinary Incidents

Combined disciplinary incidents records for 21 students in the program revealed a total of 12 the semester before the training compared to 5 during the 3rd Trimester, representing a **58.3% decrease**.

Personal Development Surveys

Personal Development Surveys rating the students' progress (1-poor, 2 fair, 3 good, 4 excellent, 5 superior) were to be completed by the students, facilitator, teachers and parents, rating the students in the following areas from before to after the training: (1) Attitude, (2) Motivation, (3) Achieving Goals, (4) Organizational Skills, (5) Self Control, (6) Decision Making, (7) Communication Skills, (8) Team Work, (9) Leadership Skills, (10) Citizenship.

The students in the program rated themselves on an average of 3.81 before the training compared to 3.8 at the end of the training period, representing a **0.4% decrease**; the facilitator rated the students in the program on an average of 3.67 before the training compared to 4.19 at the end of the training period, representing a **14.2% increase**; the teachers rated the students in the program on an average of 3.76 before the training compared to 3.96 at the end of the training period, representing a **5.4% increase**; and the parents rated the students in the program on an average of 3.72 before the training compared to 4.15 at the end of the training period, representing an **11.5% increase**.

Nicholas Elementary School in SACRAMENTO, CA; facilitator, Rian Carroll [ClassID=2030]

At the Nicholas Elementary School, 19 students enrolled in the 180 Degrees Program and 19 remained active in the program at the end of the 3rd Trimester of the 2016-2017 school year.

The average attendance for the 19 students that remained in the program at the end of the 3rd Trimester of the 2016-2017 school year was **94.2%**.

GPA's available for the 19 students that remained in the program prior to training was 2.13. At the end of the 3rd Trimester, their average GPA improved to 2.62, representing a **23.0% increase**.

Core Grades

Of the 19 students completing the 3rd Trimester 180 programming, the following core academic subjects listed below were graded.

Language Arts

Grades were available for the 19 students that remained in the Language Arts program, revealing an average starting baseline GPA of 2.03 prior to the training. At the end of the 3rd Trimester, their average improved to 2.71, representing a **33.5% increase**.

Mathematics

Grades were available for the 19 students that remained in the Mathematics program, revealing an average starting baseline GPA of 2.04 prior to the training. At the end of the 3rd Trimester, their average improved to 2.53, representing a **24.0% increase**.

Social Studies

Grades were available for the 19 students that remained in the Social Studies program, revealing an average starting baseline GPA of 1.95 prior to the training. At the end of the 3rd Trimester, their average improved to 2.68, representing a **37.4% increase**.

Sciences

Grades were available for the 19 students that remained in the Sciences program, revealing an average starting baseline GPA of 2.16 prior to the training. At the end of the 3rd Trimester, their average improved to 3, representing a **38.9% increase**.

Full Day Unexcused Absences

Full day absences for 19 students that remained in the program were 15 the semester prior to the training compared to 1 during the 3rd Trimester, representing a **93.3% decrease**.

Documented Disciplinary Incidents

Combined disciplinary incidents records for 19 students in the program revealed a total of 5 the semester before the training compared to 2 during the 3rd Trimester, representing a **60.0% decrease**.

Personal Development Surveys

Personal Development Surveys rating the students' progress (1-poor, 2 fair, 3 good, 4 excellent, 5 superior) were to be completed by the students, facilitator, teachers and parents, rating the students in the following areas from before to after the training: (1) Attitude, (2) Motivation, (3) Achieving Goals, (4) Organizational Skills, (5) Self Control, (6) Decision Making, (7) Communication Skills, (8) Team Work, (9) Leadership Skills, (10) Citizenship.

The students in the program rated themselves on an average of 3.91 before the training compared to 3.67 at the end of the training period, representing a **5.9% decrease**; the facilitator rated the students in the program on an average of 3.36 before the training compared to 3.53 at the end of the training period, representing a **5% increase**; the teachers rated the students in the program on an average of 3.42 before the training compared to 3.8 at the end of the training period, representing an **11.1% increase**; and the parents rated the students in the program on an average of 3.6 before the training compared to 3.82 at the end of the training period, representing a **6.1% increase**.

Nicholas Elementary School in SACRAMENTO, CA; facilitator, Rian Carroll
[ClassID=2031]

At the Nicholas Elementary School, 18 students enrolled in the 180 Degrees Program and 18 remained active in the program at the end of the 3rd Trimester of the 2016-2017 school year.

The average attendance for the 18 students that remained in the program at the end of the 3rd Trimester of the 2016-2017 school year was **93.5%**.

GPA's available for the 18 students that remained in the program prior to training was 2.57. At the end of the 3rd Trimester, their average GPA improved to 2.77, representing a **7.8% increase**.

Core Grades

Of the 18 students completing the 3rd Trimester 180 programming, the following core academic subjects listed below were graded.

Language Arts

Grades were available for the 18 students that remained in the Language Arts program, revealing an average starting baseline GPA of 2.35 prior to the training. At the end of the 3rd Trimester, their average improved to 2.76, representing a **17.4% increase**.

Mathematics

Grades were available for the 18 students that remained in the Mathematics program, revealing an average starting baseline GPA of 2.67 prior to the training. At the end of the 3rd Trimester, their average improved to 2.94, representing a **10.1% increase**.

Social Studies

Grades were available for the 17 of the 18 students that remained in the Social Studies program, revealing an average starting baseline GPA of 2.65 prior to the training. At the end of the 3rd Trimester, their average improved to 2.74, representing a **3.4% increase**.

Sciences

Grades were available for the 12 of the 18 students that remained in the Sciences program, revealing an average starting baseline GPA of 2.67 prior to the training. At the end of the 3rd Trimester, their average improved to 3.04, representing a **13.9% increase**.

Full Day Unexcused Absences

Full day absences for 18 students that remained in the program were 0 the semester prior to the training compared to 0 during the 3rd Trimester, representing a **0.0% change**.

Documented Disciplinary Incidents

Combined disciplinary incidents records for 18 students in the program revealed a total of 6 the semester before the training compared to 2 during the 3rd Trimester, representing a **66.7% decrease**.

Personal Development Surveys

Personal Development Surveys rating the students' progress (1-poor, 2 fair, 3 good, 4 excellent, 5 superior) were to be completed by the students, facilitator, teachers and parents, rating the students in the following areas from before to after the training: (1) Attitude, (2) Motivation, (3) Achieving Goals, (4) Organizational Skills, (5) Self Control, (6) Decision Making, (7) Communication Skills, (8) Team Work, (9) Leadership Skills, (10) Citizenship.

The students in the program rated themselves on an average of 3.72 before the training compared to 3.92 at the end of the training period, representing a **5.4% increase**; the facilitator rated the students in the program on an average of 2.79 before the training compared to 3.18 at the end of the training period, representing a **13.9% increase**; the teachers rated the students in the program on an average of 3.38 before the training compared to 3.75 at the end of the training period, representing a **10.8% increase**; and the parents rated the students in the program on an average of 3.33 before the training compared to 3.74 at the end of the training period, representing a **12.3% increase**.

Nicholas Elementary School in SACRAMENTO, CA; facilitator, Monica Robledo [ClassID=2040]

At the Nicholas Elementary School, 20 students enrolled in the 180 Degrees Program and 20 remained active in the program at the end of the 3rd Trimester of the 2016-2017 school year.

The average attendance for the 20 students that remained in the program at the end of the 3rd Trimester of the 2016-2017 school year was **93.0%**.

GPA's available for the 20 students that remained in the program prior to training was 2.51. At the end of the 3rd Trimester, their average GPA improved to 2.6, representing a **3.6% increase**.

Core Grades

Of the 20 students completing the 3rd Trimester 180 programming, the following core academic subjects listed below were graded.

Language Arts

Grades were available for the 20 students that remained in the Language Arts program, revealing an average starting baseline GPA of 2.36 prior to the training. At the end of the 3rd Trimester, their average improved to 2.66, representing a **12.7% increase**.

Mathematics

Grades were available for the 20 students that remained in the Mathematics program, revealing an average starting baseline GPA of 2.41 prior to the training. At the end of the 3rd Trimester, their average improved to 2.64, representing a **9.5% increase**.

Social Studies

Grades were available for the 20 students that remained in the Social Studies program, revealing an average starting baseline GPA of 2.4 prior to the training. At the end of the 3rd Trimester, their average improved to 2.5, representing a **4.2% increase**.

Full Day Unexcused Absences

Full day absences for 20 students that remained in the program were 7 the semester prior to the training compared to 1 during the 3rd Trimester, representing an **85.7% decrease**.

Documented Disciplinary Incidents

Combined disciplinary incidents records for 20 students in the program revealed a total of 6 the semester before the training compared to 3 during the 3rd Trimester, representing a **50.0% decrease**.

Personal Development Surveys

Personal Development Surveys rating the students' progress (1-poor, 2 fair, 3 good, 4 excellent, 5 superior) were to be completed by the students, facilitator, teachers and parents, rating the students in the following areas from before to after the training: (1) Attitude, (2) Motivation, (3) Achieving Goals, (4) Organizational Skills, (5) Self Control, (6) Decision Making, (7) Communication Skills, (8) Team Work, (9) Leadership Skills, (10) Citizenship.

The students in the program rated themselves on an average of 3.26 before the training compared to 3.71 at the end of the training period, representing a **14% increase**; the facilitator rated the students in the program on an average of 3.77 before the training compared to 4.17 at the end of the training period, representing a **10.6% increase**; the teachers rated the students in the program on an average of 3.62 before the training compared to 3.98 at the end of the training period, representing a **9.9% increase**; and the parents rated the students in the program on an average of 3.67 before the training compared to 4.11 at the end of the training period, representing a **12% increase**.

Nicholas Elementary School in SACRAMENTO, CA; facilitator, Monica Robledo [ClassID=2041]

At the Nicholas Elementary School, 28 students enrolled in the 180 Degrees Program and 28 remained active in the program at the end of the 3rd Trimester of the 2016-2017 school year.

The average attendance for the 28 students that remained in the program at the end of the 3rd Trimester of the 2016-2017 school year was **91.0%**.

GPA's available for the 28 students that remained in the program prior to training was 2.54. At the end of the 3rd Trimester, their average GPA improved to 2.84, representing an **11.8% increase**.

Core Grades

Of the 28 students completing the 3rd Trimester 180 programming, the following core academic subjects listed below were graded.

Language Arts

Grades were available for the 27 of the 28 students that remained in the Language Arts program, revealing an average starting baseline GPA of 2.4 prior to the training. At the end of the 3rd Trimester, their average improved to 2.94, representing a **22.5% increase**.

Mathematics

Grades were available for the 27 of the 28 students that remained in the Mathematics program, revealing an average starting baseline GPA of 2.8 prior to the training. At the end of the 3rd Trimester, their average improved to 3.02, representing a **7.9% increase**.

Social Studies

Grades were available for the 9 of the 28 students that remained in the Social Studies program, revealing an average starting baseline GPA of 2.44 prior to the training. At the end of the 3rd Trimester, their average improved to 2.56, representing a **4.9% increase**.

Sciences

Grades were available for the 17 of the 28 students that remained in the Sciences program, revealing an average starting baseline GPA of 2.76 prior to the training. At the end of the 3rd Trimester, their average improved to 2.94, representing a **6.5% increase**.

Full Day Unexcused Absences

Full day absences for 28 students that remained in the program were 6 the semester prior to the training compared to 0 during the 3rd Trimester, representing a **100.0% decrease**.

Documented Disciplinary Incidents

Combined disciplinary incidents records for 28 students in the program revealed a total of 3 the semester before the training compared to 2 during the 3rd Trimester, representing a **33.3% decrease**.

Personal Development Surveys

Personal Development Surveys rating the students' progress (1-poor, 2 fair, 3 good, 4 excellent, 5 superior) were to be completed by the students, facilitator, teachers and parents, rating the students in the following areas from before to after the training: (1) Attitude, (2) Motivation, (3) Achieving Goals, (4) Organizational Skills, (5) Self Control, (6) Decision Making, (7) Communication Skills, (8) Team Work, (9) Leadership Skills, (10) Citizenship.

The students in the program rated themselves on an average of 3.9 before the training compared to 3.79 at the end of the training period, representing a **3% decrease**; the facilitator rated the students in the program on an average of 3.65 before the training compared to 4.03 at

the end of the training period, representing a **10.3% increase**; the teachers rated the students in the program on an average of 3.51 before the training compared to 3.99 at the end of the training period, representing a **13.4% increase**; and the parents rated the students in the program on an average of 3.64 before the training compared to 4.03 at the end of the training period, representing a **10.6% increase**.

Pacific Elementary School in SACRAMENTO, CA; facilitator, Alexandria Ybarra
[ClassID=2052]

At the Pacific Elementary School, 21 students enrolled in the 180 Degrees Program and 21 remained active in the program at the end of the 3rd Trimester of the 2016-2017 school year.

The average attendance for the 21 students that remained in the program at the end of the 3rd Trimester of the 2016-2017 school year was **95.0%**.

GPA's available for the 21 students that remained in the program prior to training was 2.4. At the end of the 3rd Trimester, their average GPA improved to 2.62, representing a **9.2% increase**.

Core Grades

Of the 21 students completing the 3rd Trimester 180 programming, the following core academic subjects listed below were graded.

Language Arts

Grades were available for the 21 students that remained in the Language Arts program, revealing an average starting baseline GPA of 2.13 prior to the training. At the end of the 3rd Trimester, their average improved to 2.45, representing a **15.0% increase**.

Mathematics

Grades were available for the 21 students that remained in the Mathematics program, revealing an average starting baseline GPA of 2.1 prior to the training. At the end of the 3rd Trimester, their average improved to 2.35, representing an **11.9% increase**.

Social Studies

Grades were available for the 17 of the 21 students that remained in the Social Studies program, revealing an average starting baseline GPA of 2.76 prior to the training. At the end of the 3rd Trimester, their average remained at 2.76, representing a **0.0% change**.

Sciences

Grades were available for the 20 of the 21 students that remained in the Sciences program, revealing an average starting baseline GPA of 2.75 prior to the training. At the end of the 3rd Trimester, their average improved to 2.9, representing a **5.5% increase**.

Full Day Unexcused Absences

Full day absences for 21 students that remained in the program were 6 the semester prior to the training compared to 0 during the 3rd Trimester, representing a **100.0% decrease**.

Documented Disciplinary Incidents

Combined disciplinary incidents records for 21 students in the program revealed a total of 1 the semester before the training compared to 0 during the 3rd Trimester, representing a **100.0% decrease**.

Personal Development Surveys

Personal Development Surveys rating the students' progress (1-poor, 2 fair, 3 good, 4 excellent, 5 superior) were to be completed by the students, facilitator, teachers and parents, rating the students in the following areas from before to after the training: (1) Attitude, (2) Motivation, (3) Achieving Goals, (4) Organizational Skills, (5) Self Control, (6) Decision Making, (7) Communication Skills, (8) Team Work, (9) Leadership Skills, (10) Citizenship.

The students in the program rated themselves on an average of 3.7 before the training compared to 3.48 at the end of the training period, representing a **6.2% decrease**; the facilitator rated the students in the program on an average of 3.41 before the training compared to 3.79 at the end of the training period, representing an **11% increase**; the teachers rated the students in the program on an average of 3.6 before the training compared to 4.09 at the end of the training period, representing a **13.6% increase**; and the parents rated the students in the program on an average of 3.5 before the training compared to 4.22 at the end of the training period, representing a **20.5% increase**.

Pacific Elementary School in SACRAMENTO, CA; facilitator, Alexandria Ybarra [ClassID=2053]

At the Pacific Elementary School, 26 students enrolled in the 180 Degrees Program and 26 remained active in the program at the end of the 3rd Trimester of the 2016-2017 school year.

The average attendance for the 26 students that remained in the program at the end of the 3rd Trimester of the 2016-2017 school year was **94.0%**.

GPA's available for the 26 students that remained in the program prior to training was 2.44. At the end of the 3rd Trimester, their average GPA improved to 2.76, representing a **13.1% increase**.

Core Grades

Of the 26 students completing the 3rd Trimester 180 programming, the following core academic subjects listed below were graded.

Language Arts

Grades were available for the 20 of the 26 students that remained in the Language Arts program, revealing an average starting baseline GPA of 2.25 prior to the training. At the end of the 3rd Trimester, their average improved to 2.71, representing a **20.4% increase**.

Mathematics

Grades were available for the 24 of the 26 students that remained in the Mathematics program, revealing an average starting baseline GPA of 2.32 prior to the training. At the end of the 3rd Trimester, their average improved to 2.62, representing a **12.9% increase**.

Social Studies

Grades were available for the 16 of the 26 students that remained in the Social Studies program, revealing an average starting baseline GPA of 2.41 prior to the training. At the end of the 3rd Trimester, their average improved to 2.69, representing an **11.6% increase**.

Sciences

Grades were available for the 24 of the 26 students that remained in the Sciences program, revealing an average starting baseline GPA of 2.5 prior to the training. At the end of the 3rd Trimester, their average improved to 2.92, representing a **16.8% increase**.

Full Day Unexcused Absences

Full day absences for 26 students that remained in the program were 3 the semester prior to the training compared to 0 during the 3rd Trimester, representing a **100.0% decrease**.

Documented Disciplinary Incidents

Combined disciplinary incidents records for 26 students in the program revealed a total of 4 the semester before the training compared to 0 during the 3rd Trimester, representing a **100.0% decrease**.

Personal Development Surveys

Personal Development Surveys rating the students' progress (1-poor, 2 fair, 3 good, 4 excellent, 5 superior) were to be completed by the students, facilitator, teachers and parents, rating the students in the following areas from before to after the training: (1) Attitude, (2) Motivation, (3) Achieving Goals, (4) Organizational Skills, (5) Self Control, (6) Decision Making, (7) Communication Skills, (8) Team Work, (9) Leadership Skills, (10) Citizenship.

The students in the program rated themselves on an average of 3.67 before the training compared to 3.71 at the end of the training period, representing a **1.3% increase**; the facilitator rated the students in the program on an average of 3.77 before the training compared to 4.06 at the end of the training period, representing a **7.7% increase**; the teachers rated the students in the program on an average of 4.02 before the training compared to 4.56 at the end of the training period, representing a **13.4% increase**; and the parents rated the students in the program on an average of 3.92 before the training compared to 4.7 at the end of the training period, representing a **19.9% increase**.

Woodbine Elementary School in SACRAMENTO, CA; facilitator, Charlene Ceballos [ClassID=2032]

At the Woodbine Elementary School, 27 students enrolled in the 180 Degrees Program and 27 remained active in the program at the end of the 3rd Trimester of the 2016-2017 school year.

The average attendance for the 27 students that remained in the program at the end of the 3rd Trimester of the 2016-2017 school year was **90.4%**.

GPA's available for the 27 students that remained in the program prior to training was 2.64. At the end of the 3rd Trimester, their average GPA improved to 2.93, representing an **11.0% increase**.

Core Grades

Of the 27 students completing the 3rd Trimester 180 programming, the following core academic subjects listed below were graded.

Language Arts

Grades were available for the 27 students that remained in the Language Arts program, revealing an average starting baseline GPA of 2.56 prior to the training. At the end of the 3rd Trimester, their average improved to 2.84, representing a **10.9% increase**.

Mathematics

Grades were available for the 27 students that remained in the Mathematics program, revealing an average starting baseline GPA of 2.46 prior to the training. At the end of the 3rd Trimester, their average improved to 2.68, representing an **8.9% increase**.

Social Studies

Grades were available for the 23 of the 27 students that remained in the Social Studies program, revealing an average starting baseline GPA of 2.74 prior to the training. At the end of the 3rd Trimester, their average improved to 2.96, representing an **8.0% increase**.

Sciences

Grades were available for the 27 students that remained in the Sciences program, revealing an average starting baseline GPA of 2.7 prior to the training. At the end of the 3rd Trimester, their average improved to 2.89, representing a **7.0% increase**.

Full Day Unexcused Absences

Full day absences for 27 students that remained in the program were 9 the semester prior to the training compared to 0 during the 3rd Trimester, representing a **100.0% decrease**.

Documented Disciplinary Incidents

Combined disciplinary incidents records for 27 students in the program revealed a total of 4 the semester before the training compared to 2 during the 3rd Trimester, representing a **50.0% decrease**.

Personal Development Surveys

Personal Development Surveys rating the students' progress (1-poor, 2 fair, 3 good, 4 excellent, 5 superior) were to be completed by the students, facilitator, teachers and parents, rating the students in the following areas from before to after the training: (1) Attitude, (2) Motivation, (3) Achieving Goals, (4) Organizational Skills, (5) Self Control, (6) Decision Making, (7) Communication Skills, (8) Team Work, (9) Leadership Skills, (10) Citizenship.

The students in the program rated themselves on an average of 3.48 before the training compared to 3.64 at the end of the training period, representing a **4.7% increase**; the facilitator rated the students in the program on an average of 3.37 before the training compared to 3.47 at the end of the training period, representing a **3% increase**; the teachers rated the students in the program on an average of 3.21 before the training compared to 3.41 at the end of the training period, representing a **6.4% increase**; and the parents rated the students in the program on an average of 3.13 before the training compared to 3.29 at the end of the training period, representing a **5.2% increase**.

Woodbine Elementary School in SACRAMENTO, CA; facilitator, Charlene Ceballos [ClassID=2033]

At the Woodbine Elementary School, 23 students enrolled in the 180 Degrees Program and 23 remained active in the program at the end of the 3rd Trimester of the 2016-2017 school year.

The average attendance for the 23 students that remained in the program at the end of the 3rd Trimester of the 2016-2017 school year was **91.3%**.

GPA's available for the 23 students that remained in the program prior to training was 2.4. At the end of the 3rd Trimester, their average GPA improved to 2.63, representing a **9.6% increase**.

Core Grades

Of the 23 students completing the 3rd Trimester 180 programming, the following core academic subjects listed below were graded.

Language Arts

Grades were available for the 23 students that remained in the Language Arts program, revealing an average starting baseline GPA of 2.32 prior to the training. At the end of the 3rd Trimester, their average improved to 2.65, representing a **14.2% increase**.

Mathematics

Grades were available for the 23 students that remained in the Mathematics program, revealing an average starting baseline GPA of 2.17 prior to the training. At the end of the 3rd Trimester, their average improved to 2.25, representing a **3.7% increase**.

Social Studies

Grades were available for the 14 of the 23 students that remained in the Social Studies program, revealing an average starting baseline GPA of 2.38 prior to the training. At the end of the 3rd Trimester, their average improved to 2.55, representing a **7.1% increase**.

Sciences

Grades were available for the 16 of the 23 students that remained in the Sciences program, revealing an average starting baseline GPA of 2.22 prior to the training. At the end of the 3rd Trimester, their average improved to 2.38, representing a **7.2% increase**.

Full Day Unexcused Absences

Full day absences for 23 students that remained in the program were 4 the semester prior to the training compared to 1 during the 3rd Trimester, representing a **75.0% decrease**.

Documented Disciplinary Incidents

Combined disciplinary incidents records for 23 students in the program revealed a total of 3 the semester before the training compared to 1 during the 3rd Trimester, representing a **66.7% decrease**.

Personal Development Surveys

Personal Development Surveys rating the students' progress (1-poor, 2 fair, 3 good, 4 excellent, 5 superior) were to be completed by the students, facilitator, teachers and parents, rating the students in the following areas from before to after the training: (1) Attitude, (2) Motivation, (3) Achieving Goals, (4) Organizational Skills, (5) Self Control, (6) Decision Making, (7) Communication Skills, (8) Team Work, (9) Leadership Skills, (10) Citizenship.

The students in the program rated themselves on an average of 3.95 before the training compared to 3.94 at the end of the training period, representing a **0.2% decrease**; the facilitator rated the students in the program on an average of 3.25 before the training compared to 3.5 at the end of the training period, representing a **7.8% increase**; the teachers rated the students in the program on an average of 3.24 before the training compared to 3.26 at the end of the training period, representing a **0.5% increase**; and the parents rated the students in the program on an average of 2.79 before the training compared to 2.9 at the end of the training period, representing a **4% increase**.